



Project	
Nomenclature	
Type	Date
Approval	
Notes	

This superior-grade LED high bay is designed for both surface and suspended mounting. It is ideal for indoor use, where energy-efficiency, performance and ease of maintenance is essential. With its rugged design and superior light paths the BLHN is an ideal fixture for high bay applications

Luminaire Summary

Features

- Operating temperature ranges available from -40C to 55C
- L70 of 132,000+ hours, L90 of 42,000+ hours
- Standard 0 - 10V dimming
- Available in 2700K, 3000K, 3500K, 4000K, 5000K and 6500K

Approvals

- ETL certified to UL Canada and United States standards
- Made with UL Listed components
- DLC Listed

Mounting

- Holes provided for V-hangers, S-hook chain-mounting, or aircraft cables
- Optional pendant mount and surface mount brackets

Construction

- Manufactured in Ontario, Canada
- Cold-rolled steel parts are precision bent for added strength and rigidity
- Access panel provided for easy wiring
- Powder-coated finish in high-reflectance gloss white

Electrical

- Available in 120-277V, 347V and 480V

Options

- Motion sensors available
- Wireless Controls Available
- 90 and 95+ CRI Options Available
- -40C Option Available

Ordering Information

Fill in the fields below with your product selections. If you need help with this section, [contact your local sales professional](#).



1	2	3	4	5
BLHN				

Series	Length & Lumen Output				CRI	Colour Temp	Voltage
BLHN	2'-10L	10,000lm	4'-20L	20,000lm	8 - 80 CRI	27 - 2700K	UNV - 120-277V
	2'-12L	12,000lm	4'-24L	24,000lm	9 - 90 CRI	30 - 3000K	347 - 347V
	2'-14L	14,000lm	4'-28L	28,000lm	1 - 95+ CRI	35 - 3500K	480 - 480V
	2'-16L	16,000lm	4'-32L	32,000lm		40 - 4000K	
	2'-18L	18,000lm	4'-36L	36,000lm		50 - 5000K	
	2'-20L	20,000lm	4'-40L	40,000lm		65 - 6500K	
	2'-22L	22,000lm	4'-44L	44,000lm			
	2'-24L	24,000lm	4'-48L	48,000lm			

6				
---	--	--	--	--

Options

Lenses

L0	No Lens
L19	Frosted Acrylic

Cords

W3xx	White 16/3 (Specify Length)
W4xx	Black 16/3 (Specify Length)
W59xx	White 18/5 (Specify Length)
W***	Other Options Available*

Key	Cord Length	Key	Cord Length
6	6FT	15	15FT
10	10FT	20	20FT

Ex. W406 would be 16/3 Black, 6FT

Dimming

B11	0-10V Dimming Leads
B12	Line Voltage Dimming
B27	Dim-to-off Driver

Controls

WC10*	Encelium Wireless Controls
WC18*	NX Wireless Controls
WC19*	Avi-on Wireless Controls
WC22*	JDRF Wireless Controls

Motion Sensors

W26	Photocell Motion Sensor
W57	Dimming Motion Sensor (dims to 50% when unoccupied)
W53*	On/Off
W8*	High/Low
WX16	Microwave Dimmable Sensor
W**	Other Options Available*

Emergency Driver

B24	UL924 20W Battery Back-up
F8	UL924 Emergency Relay

Temperature Rating

BLANK	Standard
T0	-40C Cold Rated Components

Packaging

BLANK	Individually Boxed on Pallets
P0	Bulk Packaging
P**	Other Options Available*

Mounting

M1	V-Hangers
M2xx	V-Hanger with Aircraft Loop Cables
M3xx	Y-Toggle Aircraft Cables
M24	Single Pendant Mount(3/4 Hub)
M25	Surface Mount
M**	Other Options Available*

Key	Aircraft Length	Key	Aircraft Length
5	5FT	15	15FT
10	10FT	20	20FT

Ex. M305 would be Y-Toggle, 5FT

Warranty

CL7	10-Year Comprehensive Warranty Upgrade
-----	--

Wire Guard

G1	Heavy Duty White
G5	Heavy Duty Black

Documentation and Resources

All files and resources are available on our website for download. Files and resources are also embedded as links in this document, listed below. Additional files may be available upon request. Please contact your local sales agent [here](#) or contact sales@bjtake.com for more information.

- BLHN - Installation Instructions
- BLHN-2FT-10L-840-L19
- BLHN-2FT-12L-840-L19
- BLHN-2FT-14L-840-L19
- BLHN-2FT-18L-840-L19
- BLHN-2FT-20L-840-L19
- BLHN-2FT-22L-840-L19
- BLHN-2FT-24L-840-L19
- BLHN-4FT-20L-840-L19
- BLHN-4FT-24L-840-L19
- BLHN-4FT-28L-840-L19
- BLHN-4FT-32L-840-L19
- BLHN-4FT-36L-840-L19
- BLHN-4FT-40L-840-L19
- BLHN-4FT-44L-840-L19
- BLHN-4FT-48L-840-L19

Certifications and Listings

Certifications that apply to this fixture and its possible configurations are listed here. More information available upon request.

Icon	Description
	Wireless Controls Available
	DLC Listed
	ETL Listed
	90 and 95+ CRI Options Available

Usage Applications

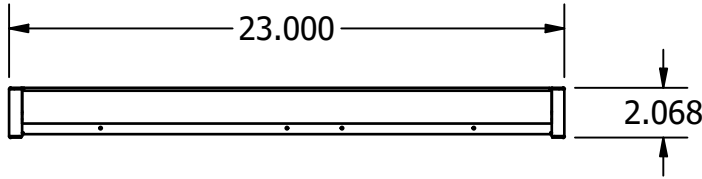
This fixture can be used in a variety of applications, and is ideal for the following:

Usage Application
Logistics And Warehousing
Manufacturing Plants
Retail Stores
Cold Storage And Freezers
Gymnasiums And Arenas
Professional Sports Facilities

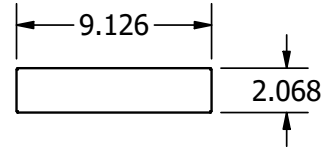
Warranty Statement

BJ Take products are tested and/or inspected prior to being packaged for shipment and are guaranteed from the day the product is shipped for a period of ten-year LED chip warranty and a five-year comprehensive component warranty. This can be upgraded to a ten-year comprehensive warranty on request.

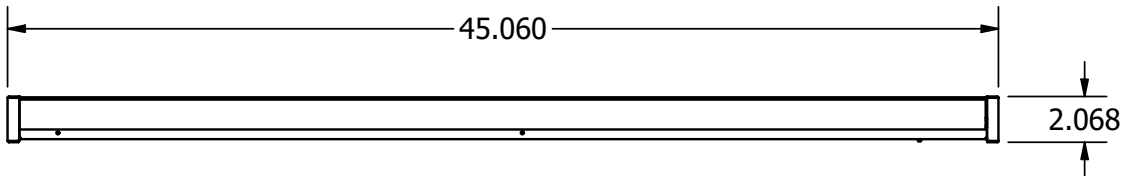
BLHA, 2 Foot, Side Dims



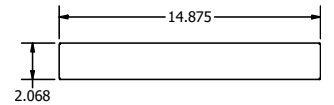
2 Row End View



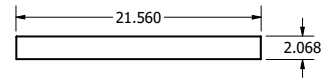
BLHA, 4 Foot, Side Dims



4 Row End View



6 Row End View



BLHN, 2 Foot Wattage

Length	Size	Lumen Output	Fixture Wattage	Lumens per Watt
2'	10	9312	71.00	131.20
2'	12	11184	82.90	134.90
2'	14	13144	94.90	138.50
2'	16	15191	106.80	142.20
2'	18	17658	125.00	141.30
2'	20	19129	135.50	141.10
2'	22	20597	146.10	141.00
2'	24	22062	156.60	140.90

BLHN, 4 Foot Wattage

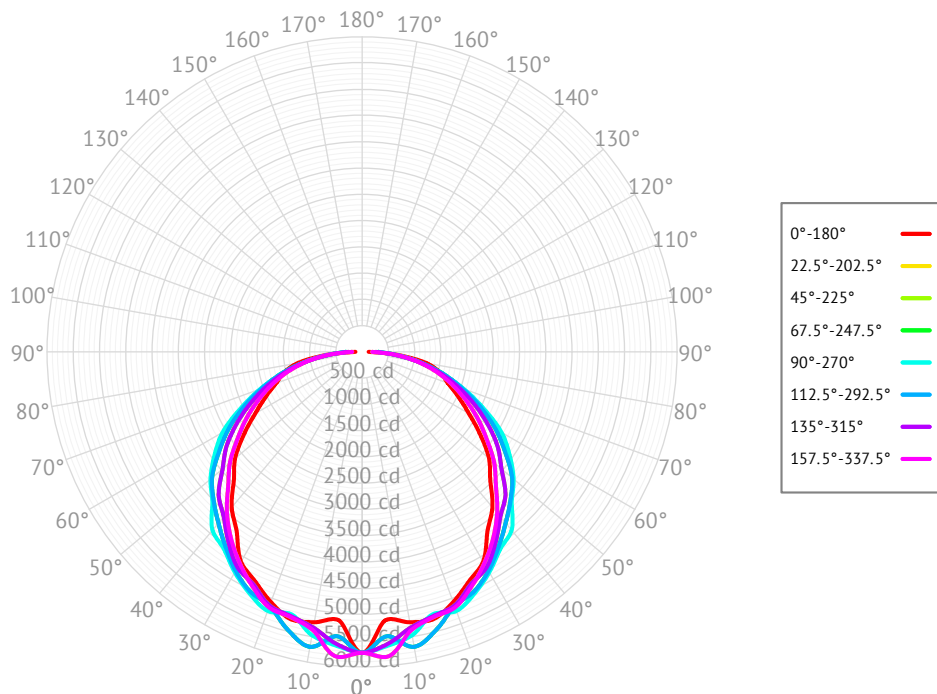
Length	Size	Lumen Output	Fixture Wattage	Lumens per Watt
4'	20	18666	141.30	132.10
4'	24	22418	165.10	135.80
4'	28	26346	188.80	139.50
4'	32	30448	212.60	143.20
4'	36	34787	252.90	137.50
4'	40	37683	274.20	137.40
4'	44	40576	295.60	137.30
4'	48	43462	316.90	137.20

- * Drawings aren't to scale
- * Standard tolerances apply
- * Specifications may change without notice

BLHN-2'-18L-840-L19

Cone of Light

Mtg Height	Light Level	Beam Diameter
6.0 ft	159.2 fc	15.9 ft
8.0 ft	89.6 fc	21.2 ft
10.0 ft	57.3 fc	26.6 ft
12.0 ft	39.8 fc	31.9 ft
14.0 ft	29.2 fc	37.2 ft
16.0 ft	22.4 fc	42.5 ft

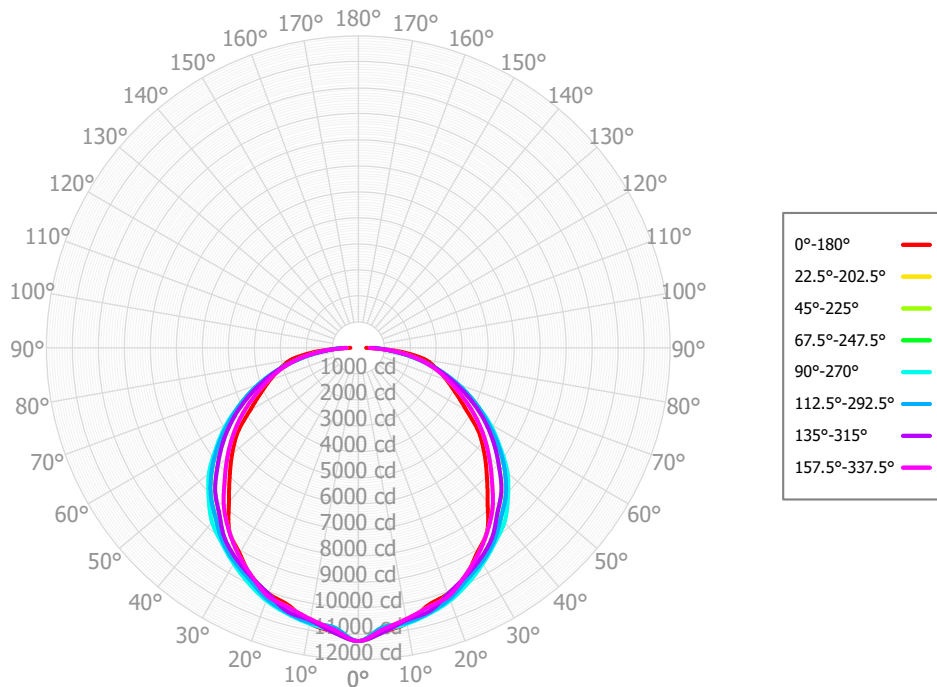


Based on 'BLHN-2FT-18L-840-L19', ie. (BLHN, 2 foot, 18000lm, 80 CRI, 4000K, w/ Frosted Acrylic Lens)

BLHN-4'-36L-840-L19

Cone of Light

Mtg Height	Light Level	Beam Diameter
6.0 ft	313.4 fc	17.2 ft
8.0 ft	176.3 fc	23.0 ft
10.0 ft	112.8 fc	28.7 ft
12.0 ft	78.3 fc	34.5 ft
14.0 ft	57.6 fc	40.2 ft
16.0 ft	44.1 fc	45.9 ft

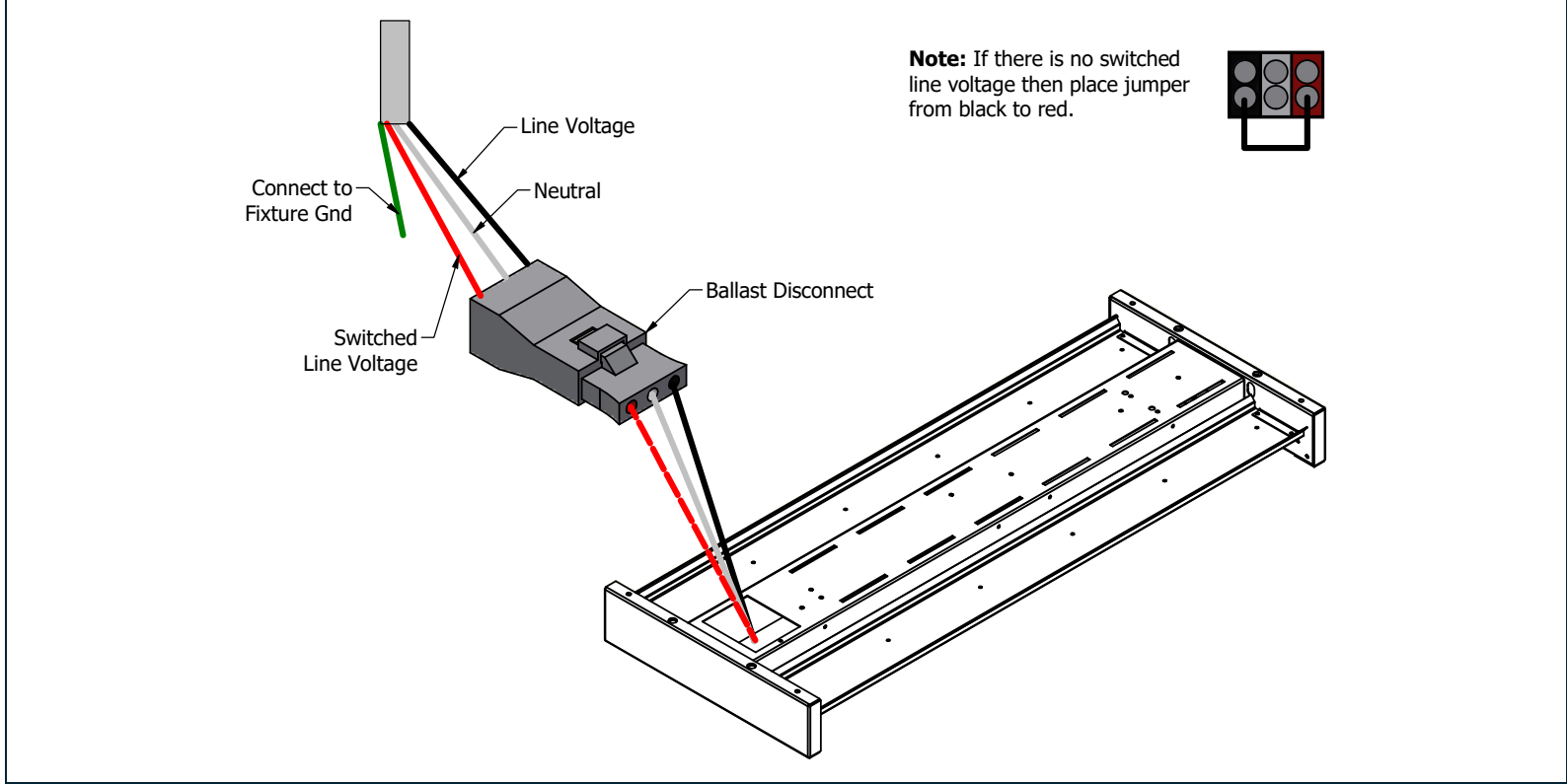


Based on 'BLHN-4FT-36L-840-L19', ie. (BLHN, 2 foot, 18000lm, 80 CRI, 4000K, w/ Frosted Acrylic Lens)

Emergency Battery Plan - 20W

Emergency Lighting	Solution System Components	System Operation
Option Code 'B17' - UL 924 listed components that are factory installed in the luminaire	UL 924 listed 20-watt battery integral to the luminaire	Loss of normal power is detected by the B17 emergency light solution and the power supply is switched automatically to the 20-watt integral battery pack which powers the emergency LED lighting driver.
	UL 924 listed LED emergency lighting driver integral to the luminaire	The battery pack and emergency LED driver are UL 924 certified to provide a minimum of 90-minutes of emergency lighting.
	Wiring options for both switched and unswitched emergency lighting	

Emergency Lighting Wiring



Important Information

More information on emergency lighting options and configurations available on request.